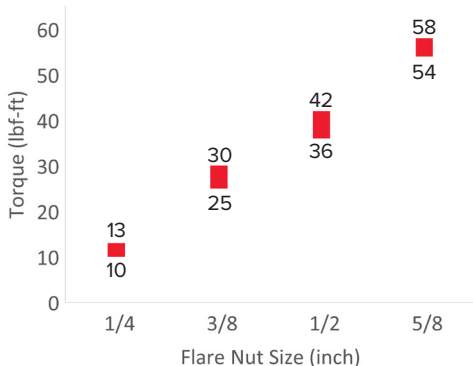


Flare Fitting Tightening Torque

Mitsubishi



NYS Clean Heat
Supported



**MITSUBISHI
ELECTRIC**

Cooling and Heating Solutions

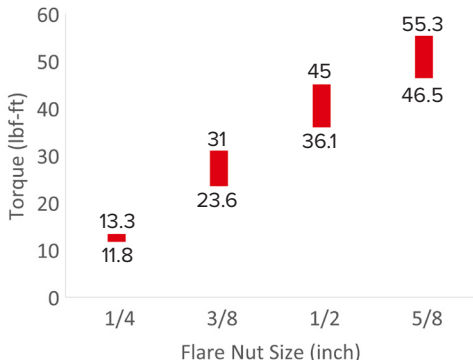
Chart is a representation of the typical torques required per manufacturer for R-410A heat pumps and should only be used as a reference. Always check the manufacturer provided installation manual for the unit being installed.

Flare Fitting Tightening Torque

Fujitsu



NYS Clean Heat
Supported



The Fujitsu logo, featuring a red infinity symbol above the word "FUJITSU" in a bold, red, serif font.

Chart is a representation of the typical torques required per manufacturer for R-410A heat pumps and should only be used as a reference. Always check the manufacturer provided installation manual for the unit being installed.

Flare Fitting Tightening Torque

Daikin



NYS Clean Heat

Supported

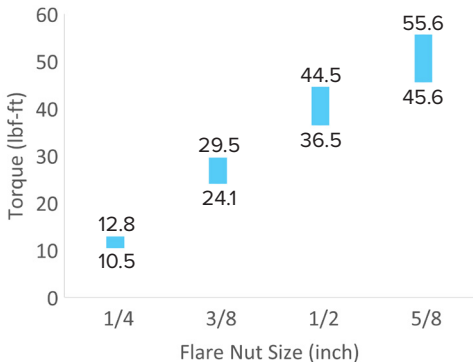


Chart is a representation of the typical torques required per manufacturer for R-410A heat pumps and should only be used as a reference. Always check the manufacturer provided installation manual for the unit being installed.

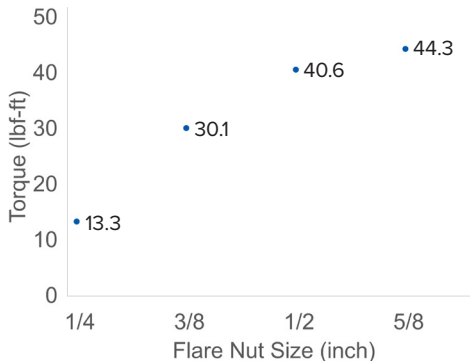
Flare Fitting Tightening Torque

Haier



NYS Clean Heat

Supported



Haier

Chart is a representation of the typical torques required per manufacturer for R-410A heat pumps and should only be used as a reference. Always check the manufacturer provided installation manual for the unit being installed.

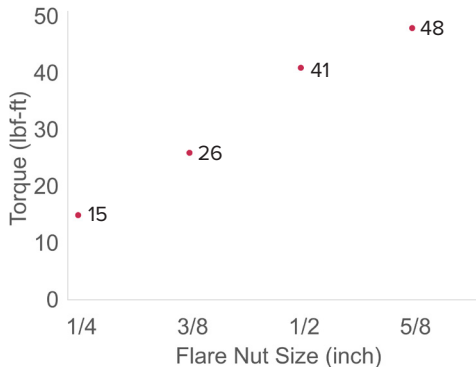
Flare Fitting Tightening Torque

Lennox



NYS Clean Heat

Supported



The Lennox logo, featuring the word "LENNOX" in a bold, italicized, red sans-serif font, with a red swoosh underline that curves around the letters.

Chart is a representation of the typical torques required per manufacturer for R-410A heat pumps and should only be used as a reference. Always check the manufacturer provided installation manual for the unit being installed.

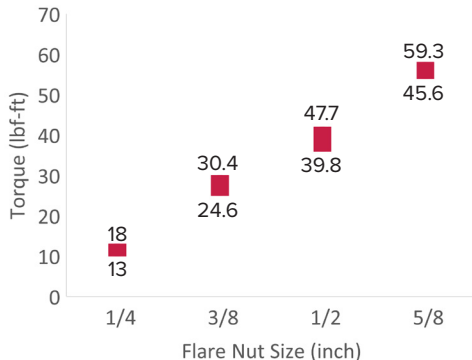
Flare Fitting Tightening Torque

LG



NYS Clean Heat

Supported



LG

Chart is a representation of the typical torques required per manufacturer for R-410A heat pumps and should only be used as a reference. Always check the manufacturer provided installation manual for the unit being installed.

Flare Fitting Tightening Torque

Carrier



NYS Clean Heat
Supported

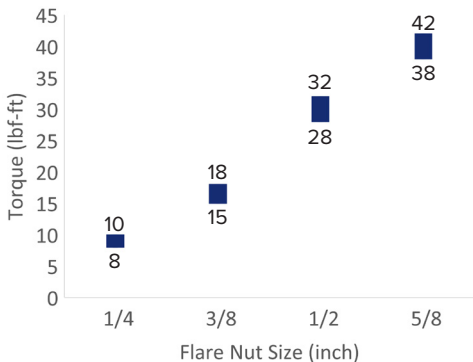


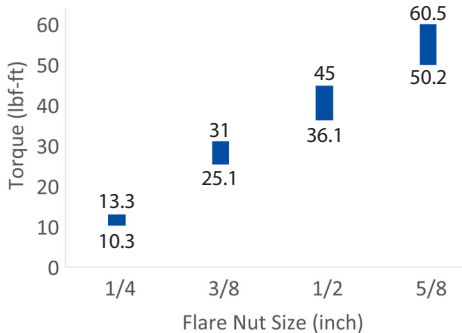
Chart is a representation of the typical torques required per manufacturer for R-410A heat pumps and should only be used as a reference. Always check the manufacturer provided installation manual for the unit being installed.

Flare Fitting Tightening Torque

Samsung



NYS Clean Heat
Supported



SAMSUNG

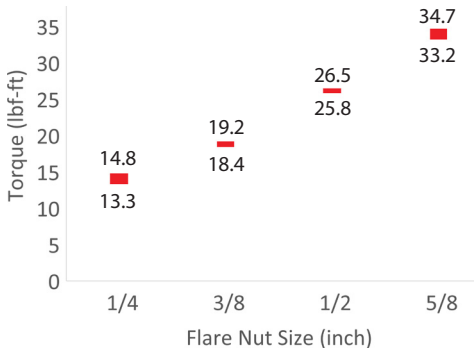
Chart is a representation of the typical torques required per manufacturer for R-410A heat pumps and should only be used as a reference. Always check the manufacturer provided installation manual for the unit being installed.

Flare Fitting Tightening Torque

Bosch



NYS Clean Heat
Supported



BOSCH

Chart is a representation of the typical torques required per manufacturer for R-410A heat pumps and should only be used as a reference. Always check the manufacturer provided installation manual for the unit being installed.